


NYLOBRADED

Clear Braid Reinforced
PVC Hose

Nylobrade is made from non-toxic ingredients selected from those sanctioned by the Food and Drug Administration (FDA) for use in food contact applications. Its NSF certification makes Nylobrade a good choice for drinking water applications, those involving water at temperature up to 60°C (140°F), and food processing applications. Nylobrade is generally unaffected by most oxidizing and reducing agents. Diluted acids and alkalies have little effect, though if highly concentrated tend to make the hose less pliable. If chemical resistance is in question, in-plant tests are suggested.

Gasoline and oils will harden PVC over periods of intermittent use. In these applications, continuous use will slow the hardening process.







Nylobrade HP (High Pressure) sizes 3/8" I.D. and up have a tighter braid pattern and therefore reduce the visual flow contact and increase the hoses's resistance to bending and flexing. Heavier walls on similar I.D.s will be more resistant to kinking



KEY FEATURES

Nylobrade is made from non-toxic ingredients selected from those sanctioned by the Food and Drug Administration (FDA) for use in food contact applications. Its NSF certification makes Nylobrade a good choice for drinking water applications, those involving water at temperature up to 60°C (140°F), and food processing applications. Nylobrade is generally unaffected by most oxidizing and reducing agents. Diluted acids and alkalies have little effect, though if highly concentrated tend to make the hose less pliable. If chemical resistance is in question, in-plant tests are suggested. Gasoline and oils will harden PVC over periods of intermittent use. In these applications, continuous use will slow the hardening process. Nylobrade HP (High Pressure) sizes 3/8" I.D. and up have a tighter braid pattern and therefore reduce the visual flow contact and increase the hoses's resistance to bending and flexing. Heavier walls on similar I.D.s will be more resistant to kinking



						CODE
int in.	ext in.	ft.	bar	bar	m	
1/8	.315	3.53	465	1395	100,500	100 0076
3/16	.394	5.06	315	945	50,100,500	100 0230
1/4	.435	5.35	316	948	100	103 0309
1/4	29/64	6.03	300	900	50,100,500	100 0307
1/4	1/2	6.03	400	1200	50,100,500	102 0061
5/16	17/32	7.77	280	840	50,100,500	100 0461
3/8	.575	8.02	215	645	100	103 0540
3/8	.600	9.26	230	690	50,100,500	100 0538
3/8	5/8	9.26	265	795	50,100,500	102 0075
1/2	.710	10.73	191	573	100	103 0694
1/2	.728	11.82	215	645	50,100,200,500	100 0692
1/2	.850	20.00	258	774	50,100,500	102 0096
5/8	29/32	18.17	200	600	50,100,200,300,500	100 0846
3/4	1.024	20.53	150	450	50,100,300,500	100 0923
3/4	1 1/8	20.53	233	699	50,100,200,300	102 0117
1	1.299	29.03	130	390	50,100,300	100 1154
1	1 1/4	29.03	185	555	50,100	102 0005
1 1/4	1.732	60.70	110	330	50,100	100 1308
1 1/4	1.732	60.70	150	450	50,100	102 0012
1 1/4	1.929	62.12	70	210	50,100	100 1385
1 1/4	1.950	62.12	90	270	50,100	102 0019
2	2 1/2	95.02	50	150	50,100	100 1462
2	2 1/2	95.02	133	399	50,100	102 0026

Std. = standard; HP = high pressure.
 Add length suffix to part number when ordering. Example:
 500 ft. of 1/8" I.D. x .315" O.D. is part number 100 0076-500.
BOLD indicates the critical dimension for fittings application.